



# Easy Music Theory

[Quizzes](#) [Videos](#)

## The Staff – Lines and Spaces

### Lines and spaces

#### Treble Clef

When using a treble clef, the notes on the lines are as follows:



Notes in the spaces are:



It makes it easier to devise a short phrase to remember the notes on the lines such as

“Every good boy deserves fruit”

The spaces are easy to remember because the notes spell the word FACE.

#### Bass Clef



### Recent Posts

[Intervals – Transposition](#)

[Intervals – Chromatic](#)

[Intervals – Diatonic](#)

[Scales – Key Signatures Part 2](#)

[Scales – Key Signatures Part 1](#)

### Categories

[Chords](#)

[Intervals](#)

[Rhythm](#)

[Scales](#)

[The Staff](#)

For bass clef, all of the positions for treble clef are shifted down one line or space. So the lines are:



And the spaces are:



With bass clef, a common phrase to remember the notes on the lines is:

“Good boys deserve fruit always”

For the spaces:

“All cows eat grass”


## Stem direction

It is important to use the correct stem direction for notes on the staff.

Notes above the middle line use a stem that goes down on the left side.



Notes below the middle line use a stem that goes up on the right side.



Notes on the middle line can go either way.



DID YOU KNOW:

Seamlessly assign resources as digital activities

Learn More

EASEL BY TPT

Menu



Teachers Pay Teachers















Search 

1,518 Downloads

# Beat Chart for Notes and Rests Poster

★★★★★ 9 Ratings

Note	Rest	Name	Beats
		Whole	4
		Dotted Half	3
		Half	2
		Dotted Quarter	1 1/2
		Quarter	1
		Eighth	1/2
		Sixteenth	1/4



SillyOMusic

3.3k Followers

☆ Follow